

Lexel® Out-Performs Silicone

9 reasons why Lexel is superior to silicone

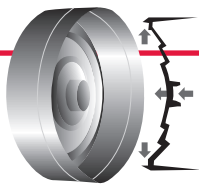
- 1. Adhesion:** Lexel sticks better to a wider variety of surfaces.
- 2. Paintability:** Lexel truly is paintable with both latex and oil-based paints.
- 3. Elasticity:** Lexel can handle joint movement, up to 400% more than silicone.
- 4. Won't "zipper":** Lexel won't tear out of a joint like silicone.
- 5. Clarity:** 19 times clearer than silicone.
- 6. Tougher:** You can scrub Lexel with cleansers and scouring pads. Not silicone.
- 7. Easy repairs:** Unlike silicone, Lexel sticks to itself, making repairs easy.
- 8. Applies easily to wet or dry surfaces:** Silicones can't do this, especially on damp wood surfaces.
- 9. Great packaging:** Lexel's handy gauge printed on the side lets you determine how many "caulking feet" of Lexel remain.



19 times clearer than silicone.

Use Lexel® Indoors & Outdoors

- In the kitchen and on bathroom fixtures, countertops and backsplashes.
- Seals wallpaper edges to prevent curling.
- Around trim: allows the trim to show through – no ugly caulk lines.
- Around windows and doors, thresholds, sills, siding, vents, pipes and air conditioners.
- Around leaky duct work.



Alyster Plunger

10.5 cartridges come with Sashco's unique Alyster plunger.

A flexible telescopic diaphragm not only stops material flow, it actually pulls material back into the nozzle!

- **Tight Seal** – Increases shelf life and minimizes leakage.
- **Stop Flow** – The flexible telescopic diaphragm assures that material flow will stop when caulk gun pressure is released.

Before You Start: Good Tips to Know

- Check the weather. Large beads applied in hot weather (above 95°F) may exhibit slight bubbling. For best results, apply out of direct sunlight.
- Lexel cures by solvent evaporation. Lower temperatures, higher humidity and bead size can extend cure time.
- Do not apply to frosty or icy surfaces. Prepare these areas by cleaning with alcohol.
- If using indoors, make sure the room is well-ventilated.
- To ease gunning in cold weather, keep warm until use.
- Natural shrinkage may give some joints a concave appearance. Multiple applications may be needed to fill the joint flat.

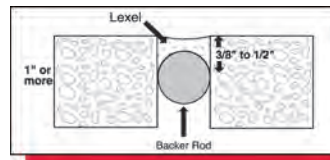
Application Steps

Substrate/Surface Prep

- If dirt or oils are present, wash with any household cleaner, rinse to remove and allow to dry.
- Cut away any loose materials or old caulking. Any existing silicone should be completely removed to ensure proper adhesion of Lexel. We recommend McKanica® Silicone Caulk Remover.*


*McKanica® is a registered trademark of Jakqumar AG Corporation Switzerland, Zug, Switzerland.

- Joint design: Insert backer rod into joints deeper than 1/2" to provide for proper sealant depth and a stronger, longer lasting seal that actually uses less Lexel (refer to diagram for details).



Applying Lexel

- Choose bead size: cut the spout at a 45° angle to your desired bead size and puncture the inner seal.
- Gun Lexel in the joint and release the trigger at the end of each bead.



- For a smoother bead, tool with mineral spirits or a soapy finger and a light, skimming touch.



Clean Up & Storage

Clean tools, hands and skin with mineral spirits, paint thinner or citrus-based cleaners. Leftover Lexel can be stored if sealed tightly. Wrap cartridge nozzles tightly with plastic wrap and a rubber band.

For additional application tips and information on other Sashco high performance products, visit www.sashco.com.



Caution: Flammable

Contains toluene and other petroleum distillates. Sealant will burn. Vapors may ignite explosively for a period of 24 hours after application. Keep away from heat, open flame and chimney embers. Do not smoke near application. Turn off pilot lights and other ignition sources. Do not use electrical devices such as switches, motors, etc. Avoid using metal tools or objects as they could cause sparks. Use only in well ventilated areas.

Keep Out of Reach of Children

WARNING: This product contains a material that is reported by the State of California to cause birth defects or reproductive harm.

For additional information visit www.sashco.com

Where to use Lexel®

Interior/Exterior:

wallpaper • trim • countertops
backsplashes • tubs • tile
thresholds • sills • window
doors • siding • eaves
roof tiles • rooftop fixtures
shingles • vents • ductwork
HVAC • gutters • flashing
gables • skylights



Trim

Adheres to:

acrylic • copper • most plastics • polycarbonate
polystyrene (except foam) • aluminum • chrome • nylon
fiberglass • steel • PVC • ABS • asphalt • wood • Formica
Lexan • tile • Plexiglas • masonry • metal glass • vinyl
canvas • paint • concrete • brick • fiber-cement • porcelain
parquet • terra-cotta and more!

Where not to use Lexel®

- Areas of submersion where there is animal life (i.e. aquariums)
- With polystyrene insulation
- Containment applications
- Plastics not listed should be tested for compatibility before widespread use

Warranty

Sashco warrants this product will substantially meet published specifications on the date of sale. If it fails to do so, return unused portion with original sales receipt for replacement or refund, at Sashco's sole option. These are purchaser's sole and exclusive remedies for any breach of warranty. Purchaser must determine suitability of product for purchaser's specific needs and assumes all risk associated with its use.

Except as stated above there are no warranties for this product. **The foregoing express warranty is in lieu of all other warranties, express or implied, including without limitation implied warranties of merchantability or fitness for a particular purpose, which warranties are specifically excluded and disclaimed.** This Limited Warranty gives you specific legal rights. You may have other rights which vary from state to state. Some states do not allow exclusion of implied warranties in consumer or other sales, limitations on the duration of implied warranties, or exclusion or limitation of incidental or consequential damages. Thus, the limitations or exclusions contained above may not apply to you depending upon your specific circumstances.

Typical Properties

Colors: Clear, White*

Packaging: 10.5 oz. plastic cartridges, 5 oz. squeeze tubes

Joint Size: Spans gaps up to 2" wide (1/2" deep)

Paintability: With latex paint/stain in 24-48 hours or oil based paint/stain after 3-4 weeks

Clarity (NTU): <13

Radon Barrier: Stops 94%

Application Range (surface): 0°F to 120°F (-18°C to 49°C)

Service Range: -30°F to 200°F (-34°C to 93°C)

Specifications: Meets FHA requirements

VOC: Cartridge - 384 g/L, < 4%; Squeeze Tube - 395 g/L, < 4% (Clear is VOC exempt in all 50 states and Canada)

Extrusion Rate (ASTM C-603): 80 g/min (1/8" orifice at 40 psi)

Tensile Properties: Recovery at 50% stretch: 96% in 1 min
Recovery at 100% stretch: 96% in 1 min

Freeze-Thaw Stability: Won't freeze

Hardness, Shore A (ASTM C-661): 25

Boeing Slump (ASTM D-2202): <1/8"

Solids (ASTM C-1250): 55.9%

Tack-Free Time (ASTM C-679): 30 minutes

Cure Time: 1 week (dependent on temperature, humidity, and bead size/thickness)

Low Temperature Flexibility (ASTM C-734, not artificially weathered): Pass

The data reported here are believed to be reliable. No warranty is made concerning the accuracy or the results obtained from their use.

* Lexel White is not available in California

ASTM C794 Adhesion-in-Peel data

Metals		Woods (D)	
Aluminum	Pass	Other Surfaces	Pass
Brass	Pass	Brick	Pass
Copper	Pass	Ceramic tile, glazed	Pass
Steel (A)	Pass	Corian®*	Pass
Plastics		Concrete	Pass
ABS	Pass	Formica	Pass
Acrylic sheet	Pass	Glass	Pass
Fiberglass (B)	Pass	Granite	Pass
Nylon	Pass	Marble	Pass
Polycarbonate	Pass	Porcelain	Pass
PVC	Pass	Stone	Pass
Vinyl (C)	Pass		

A: cold rolled, galvanized, stainless
B: textured, smooth
C: flexible, rigid
D: Birch, Cedar, Pine, Oak, Redwood, Teak

*Corian is a registered trademark of E.I. DuPont De Nemours & Company, Inc.



10300 E. 107th Place • Brighton, CO 80601
1-800-289-7290 • www.sashco.com

LXL 002 01/11

Unlike Clear Silicones, Lexel® Really is Paintable

The Superior Alternative to Silicone in Adhesion, Elasticity and Paintability!

